MICELECT

## TABELLA DISPOSITIVI DI CONTROLLO DEL CARICO

| | CAB-400 | CAB-800 | BEAM | HPS | WR | CCP | SPB | ILC2 | LMC | LMC-HM | LMC-BELT |
|---|---|---|---|---|---|---|---|---|---|---|---|
| |  |  |  |  |  |  |  |  |  |  |  |
| **CARATTERISTICHE TECNICHE:** | Connettore USB opzionale | Connettore USB opzionale | Connettore USB opzionale | Connettore USB opzionale | Connettore USB opzionale | Connettore USB opzionale | Connettore USB opzionale | | | | |
| Capacità di lavoro (RC) | 400 Kg (sensore) | 800 Kg (sensore) | 500 $\mu$m / m (illimitato) | 500 Kg / 1000 / 5000 Kg (sensore) | 1000 Kg (sensore) | 2000 Kg / 4000 Kg | 100 bar | 3000 Kg | 3000 Kg / 7000 Kg = (rinforzato) | 1750 Kg | 3000 Kg |
| Carico massimo di sicurezza | 120% RC | 120% RC | | 150% RC | 150% RC | 150% RC | 150% RC | 120% RC | 120% RC | 120% RC | 120% RC |
| Carico limite | 130% RC | 130% RC | 1000 um / m | 200% RC | 200% RC | 200% RC | 200% RC | 130% RC | 130% RC | 130% RC | 130% RC |
| Deformazione a carico limite | <0.5 mm | <0.5 mm | | <0.5 mm | <0.5 mm | <0.5 mm | <0.5 mm | <0.5 mm | <0.5 mm | <0.5 mm | <0.5 mm |
| Isteresi | <0.1% RC | <0.1% RC | | <0.1% RC | <0.1% RC | <0.1% RC | <0.1% RC | <0.1% RC | <0.1% RC | <0.1% RC | <0.1% RC |
| Errore totale | <0.5% RC | <0.5% RC | 3% | <0.5% RC | <0.5% RC | <0.1% RC | <0.1% RC | <0.5% RC | <0.5% RC | <0.5% RC | <0.5% RC |
| Peso | 0.6 Kg | 0.6 Kg | 0.2 Kg | 0.2 Kg | 0.5 Kg | 2 Kg | 0.8 Kg | 2 Kg (sensore + fissaggi) | 2 Kg (sensore + fissaggi) | 1,2 Kg (sensore + fissaggi) | 2 Kg (sensore + fissaggi) |
| **CARATTERISTICHE TERMICHE:** | | | | | | | | | | | |
| Deriva termica del segnale in uscita | <+/- 0.01% / ºC | <+/- 0.01% / ºC | <+/- 0.01% / ºC | <+/- 0.01% / ºC | <+/- 0.01% / ºC | <+/- 0.01% / ºC | <+/- 0.01% / ºC | +/- 0.01% / ºC | <+/- 0.01% / ºC | +/- 0.01% / ºC | <+/- 0.01% / ºC |
| Deriva termica dello zero | <+/- 0.02% / RC | <+/- 0.02% / RC | <+/- 0.02% / RC | <+/- 0.02% / RC | <+/- 0.02% / RC | <+/- 0.02% / RC | <+/- 0.02% / RC | +/- 0.02% / RC | <+/- 0.02% / RC | +/- 0.02% / RC | <+/- 0.02% / RC |
| Temperatura di lavoro | -10ºC ~ 50ºC | -10ºC ~ 50ºC | -10ºC ~ 50ºC | -10ºC ~ 50ºC | -10ºC ~ 50ºC | -10ºC ~ 50ºC | -10ºC ~ 80ºC | -10ºC ~ 50ºC | -10ºC ~ 50ºC | -10ºC ~ 50ºC | -10ºC ~ 50ºC |
| **CARATTERISTICHE ELETTRICHE:** | | | | | | | | | | | |
| Tensione di alimentazione | Centralina LMCAB (24-230 Vac/dc) | Centralina LMCAB (24-230 Vac/dc) | Centralina LM3D/LS1 (24-230 Vac/dc) | Centralina MWR1 (24-230 Vac/dc) | Centralina MWR1 (24-230 Vac/dc) | Centralina LM3D (24-230 Vac/dc) | 24-48 Vdc | 24-48 Vdc | Centralina LM3D (24-230 Vac/dc) | Centralina LM3D (24-230 Vac/dc) | Centralina LM3D (24-230 Vac/dc) |
| Tensione segnale di blocco | 24-230 Vca/dc | 24-230 Vca/dc | 24-230 Vca/dc | 24-230 Vca/dc | 24-230 Vca/dc | 24-230 Vca/dc | 24-230 Vac/dc | 24-230 Vca/dc | 24-230 Vca/dc | 24-230 Vca/dc | 24-230 Vca/dc |
| Contatti relè | 250V 3A | 250V 3A | 250V 3A | 250V 3A | 250V 3A | 250V 3A | 250V 3A | 250V 3A | 250V 3A | 250V 3A | 250V 3A |
| **INSTALLAZIONE:** | 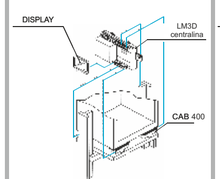 | 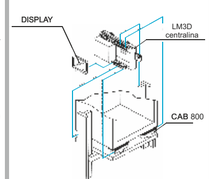 | 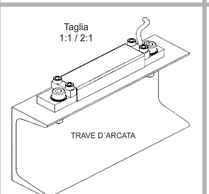 | 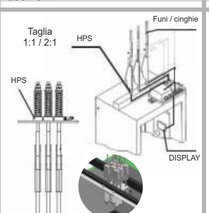 | 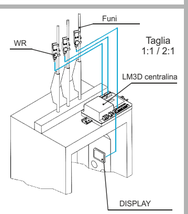 | 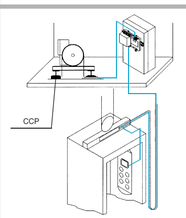 | 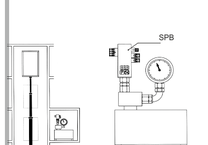 | 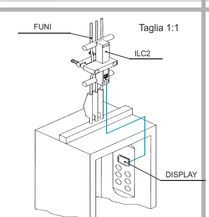 | 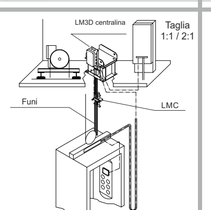 | 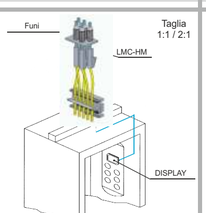 | 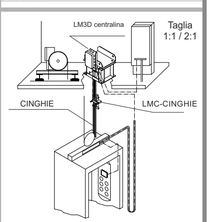 |
| **DESCRIZIONE:** | Per installazione sotto la cabina | Per installazione sotto la cabina | Per installazione su arcata (trave dell'attacco funi) con adeguate proprietà di flessione. | Per installazione nell'attacco funi/cinghie (taglia 1:1 / 2:1) | Per installazione su ogni fune (taglia 1:1 / 2:1) | Per installazione sotto il telaio d'argano | Per installazione al posto del manometro o in parallelo al manometro. | Per installazione sulle funi (taglia 1:1) | Per installazione sulle funi (taglia 1:1 / 2:1) | Per installazione sulle funi (taglia 1:1 / 2:1) | Per installazione sulle cinghie (taglia 1:1 / 2:1) |
| **DIMENSIONI: (mm)** | 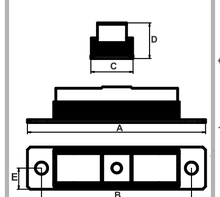 | 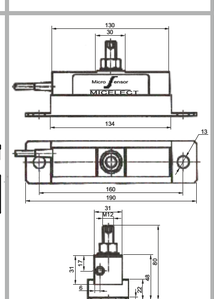 | 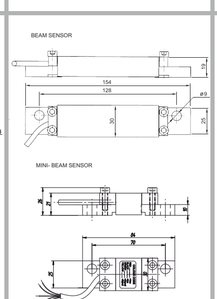 | 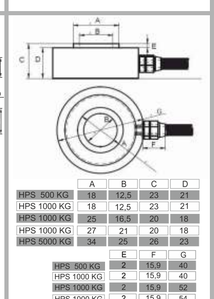 | 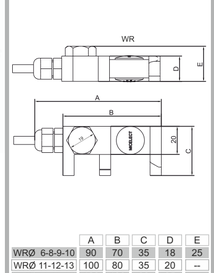 | 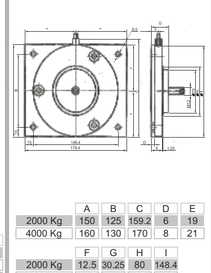 | 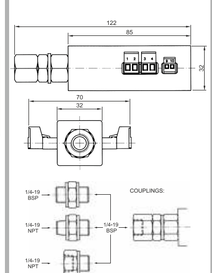 | 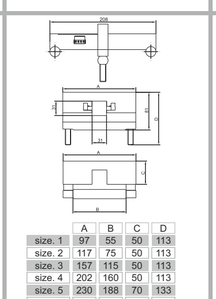 | 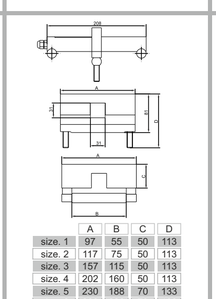 | 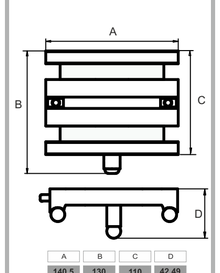 | 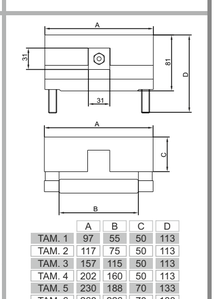 |

| A | B | C | D | E |
|---|---|---|---|---|
| 190 | 160 | 45 | 38 | 22,5 |

| | A | B | C | D |
|---|---|---|---|---|
| HPS 500 KG | 18 | 12,5 | 23 | 21 |
| HPS 1000 KG | 18 | 12,5 | 23 | 21 |
| HPS 1000 KG | 25 | 16,5 | 20 | 18 |
| HPS 1000 KG | 27 | 21 | 20 | 18 |
| HPS 5000 KG | 34 | 25 | 26 | 23 |

| | E | F | G |
|---|---|---|---|
| HPS 500 KG | 2 | 15,9 | 40 |
| HPS 1000 KG | 2 | 15,9 | 40 |
| HPS 1000 KG | 2 | 15,9 | 62 |
| HPS 1000 KG | 2 | 15,9 | 54 |
| HPS 5000 KG | 3 | 15,9 | 65 |

| | A | B | C | D | E |
|---|---|---|---|---|---|
| WRØ 6-8-9-10 | 90 | 70 | 35 | 18 | 25 |
| WRØ 11-12-13 | 100 | 80 | 35 | 20 | -- |
| WRØ 14-15-16 | 120 | 100 | 38 | 25 | -- |

| | A | B | C | D | E |
|---|---|---|---|---|---|
| 2000 Kg | 150 | 125 | 159,2 | 6 | 19 |
| 4000 Kg | 160 | 130 | 170 | 8 | 21 |

| | F | G | H | I |
|---|---|---|---|---|
| 2000 Kg | 12.5 | 30.25 | 80 | 148.4 |
| 4000 Kg | 14.5 | 32.25 | 95 | 160 |

| | A | B | C | D |
|---|---|---|---|---|
| size. 1 | 97 | 55 | 50 | 113 |
| size. 2 | 117 | 75 | 50 | 113 |
| size. 3 | 157 | 115 | 50 | 113 |
| size. 4 | 202 | 160 | 50 | 113 |
| size. 5 | 230 | 188 | 70 | 133 |
| size. 6 | 268 | 226 | 70 | 133 |

| | A | B | C | D |
|---|---|---|---|---|
| size. 1 | 97 | 55 | 50 | 113 |
| size. 2 | 117 | 75 | 50 | 113 |
| size. 3 | 157 | 115 | 50 | 113 |
| size. 4 | 202 | 160 | 50 | 113 |
| size. 5 | 230 | 188 | 70 | 133 |
| size. 6 | 268 | 226 | 70 | 133 |

| A | B | C | D |
|---|---|---|---|
| 140,5 | 130 | 110 | 42,49 |

| | A | B | C | D |
|---|---|---|---|---|
| TAM. 1 | 97 | 55 | 50 | 113 |
| TAM. 2 | 117 | 75 | 50 | 113 |
| TAM. 3 | 157 | 115 | 50 | 113 |
| TAM. 4 | 202 | 160 | 50 | 113 |
| TAM. 5 | 230 | 188 | 70 | 133 |
| TAM. 6 | 268 | 226 | 70 | 133 |